


磁力吸附到iPad以充電和存放
Magnetically attach to iPad to pair, charge and store

短按筆帽按鍵即可開機，開機後手動進行藍芽配對
Briefly press the pen cap to turn on.
Manually pair bluetooth after turning on.

充電完成或靜止5分鐘自動關機
The pencil will turn off automatically after finishing charging
or idling for 5 minutes without charging.



兼容機型 Compatible Models


iPad Pro 12.9 英寸 (第三代及以後)
iPad Pro 12.9-inch (3rd generation or later)
A2378/A2379/A2461/A2462/A2229/A2232/A2233/
A2069/A1876/A2014/A1895/A1983

iPad Pro 11 英寸
iPad Pro 11-inch
A1979/A1980/A1934/A2013/A2228/A2068/A2230/
A2231/A2377/A2301/A2459/A2460


iPad Air (第四代及以後)
iPad Air (4th generation or later)
A2316/A2325/A2588/A2589/A2324/A2072/A2591

iPad Mini(第六代)
iPad Mini (6th generation)
A2567/A2568/A2569

快捷按鍵:
單擊:回主畫面
雙擊:打開APP切換器



Shortcut keys:
Single Press : Go to Home Screen
Double Press: Turn on APP Switcher



LED指示燈:

關機狀態短按開機：綠燈亮2秒後切換為電量指示燈
開機狀態長按2秒關機：紅燈亮2秒後關機
藍芽配對中：紅白燈交替閃爍
藍芽配對成功後：白燈亮2秒後切換為電量指示燈

60% - 100% : 白燈
20% - 60% : 藍燈
0% - 20% : 紅燈

LED indicator:

Short Press to start: Green LED for 2s then Switch to Battery level LED
Press and hold for 2s to power off: Red LED for 2s
Bluetooth Paring: Red and White LED flash
Successful Paired: White LED for 2s then Switch to Battery level LED

60% - 100% White LED
20% - 60% Blue LED
0% - 20% Red LED

PN:7106500231

