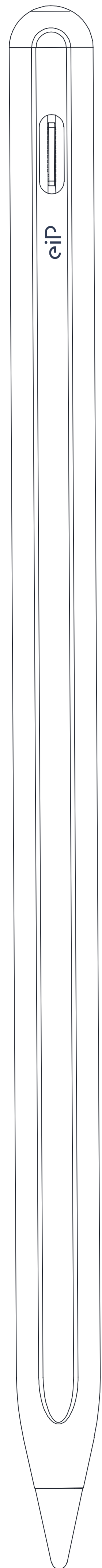
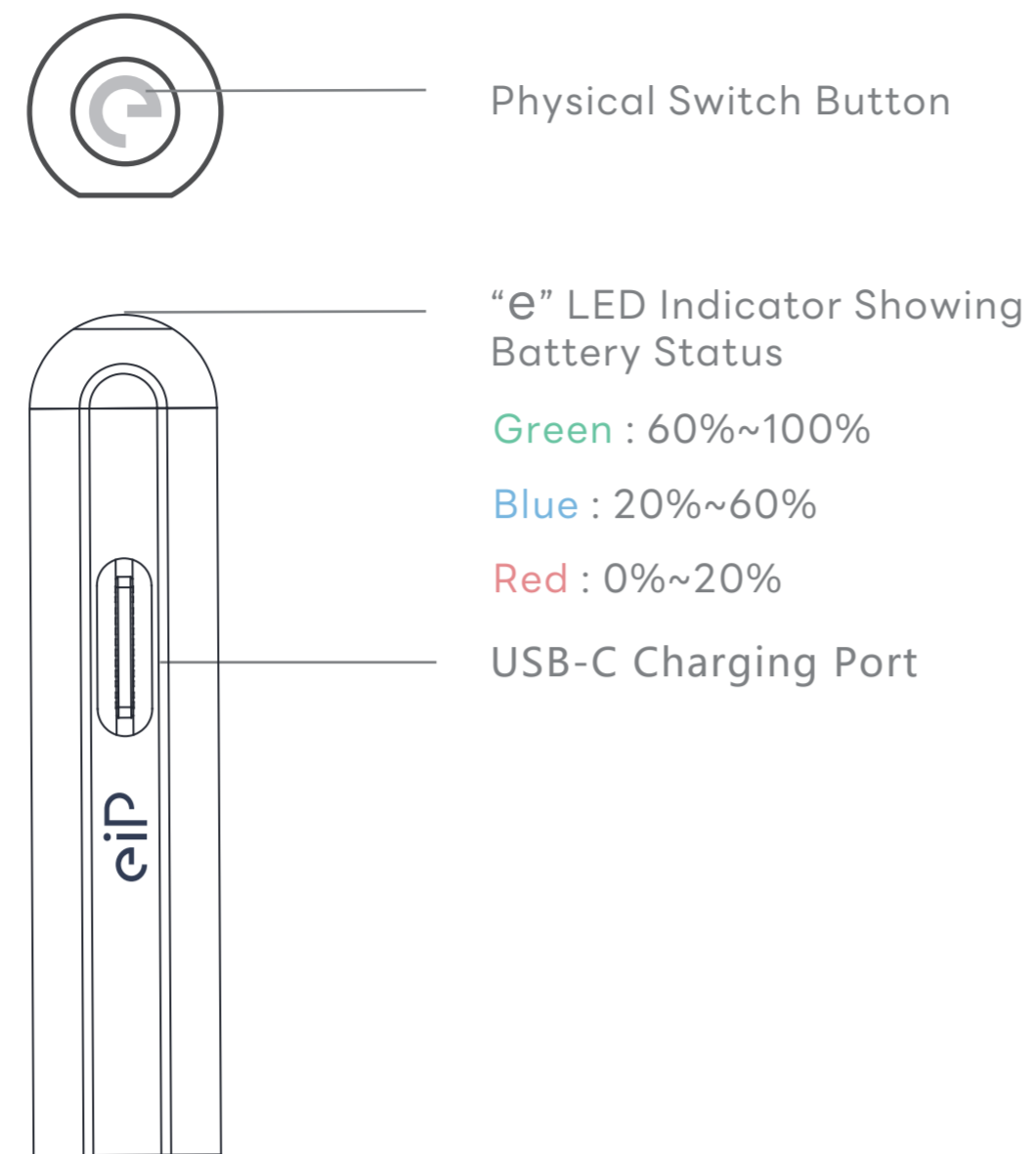


# eiP Pencil 2



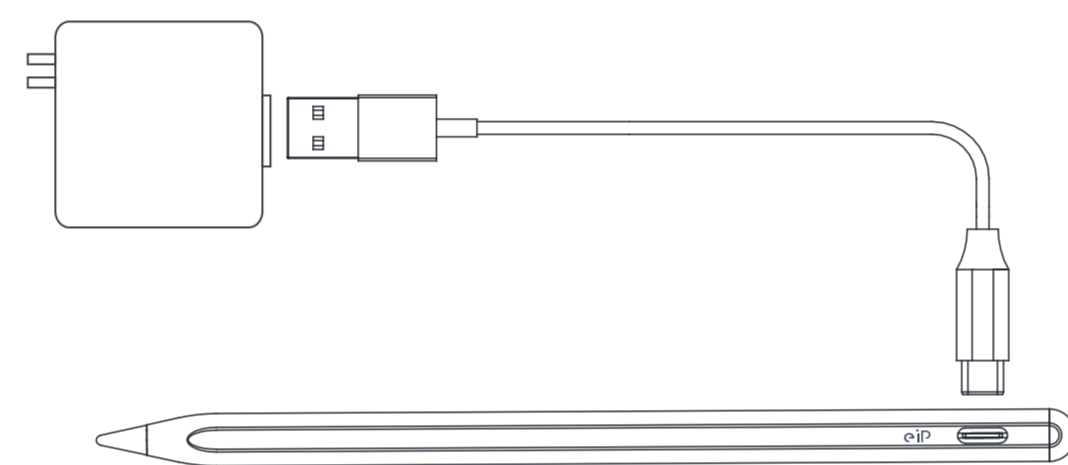
## How to Use

Power: Press Once to Turn On / Off

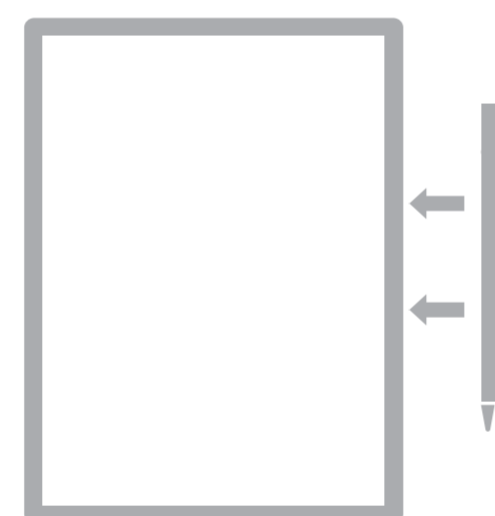


## Charging Method

Connect the USB-C Cable to the USB Charger



## Magnetic Storage



Magnetic Attachment Supported Models

- For iPad Pro 13-inch (M4)
- For iPad Air 13-inch (M2)
- For iPad Pro 12.9-inch
- For iPad Pro 11-inch (M4)
- For iPad Air 11-inch (M2)
- For iPad Air 4 / Air 5
- For iPad mini 6
- For iPad 10th

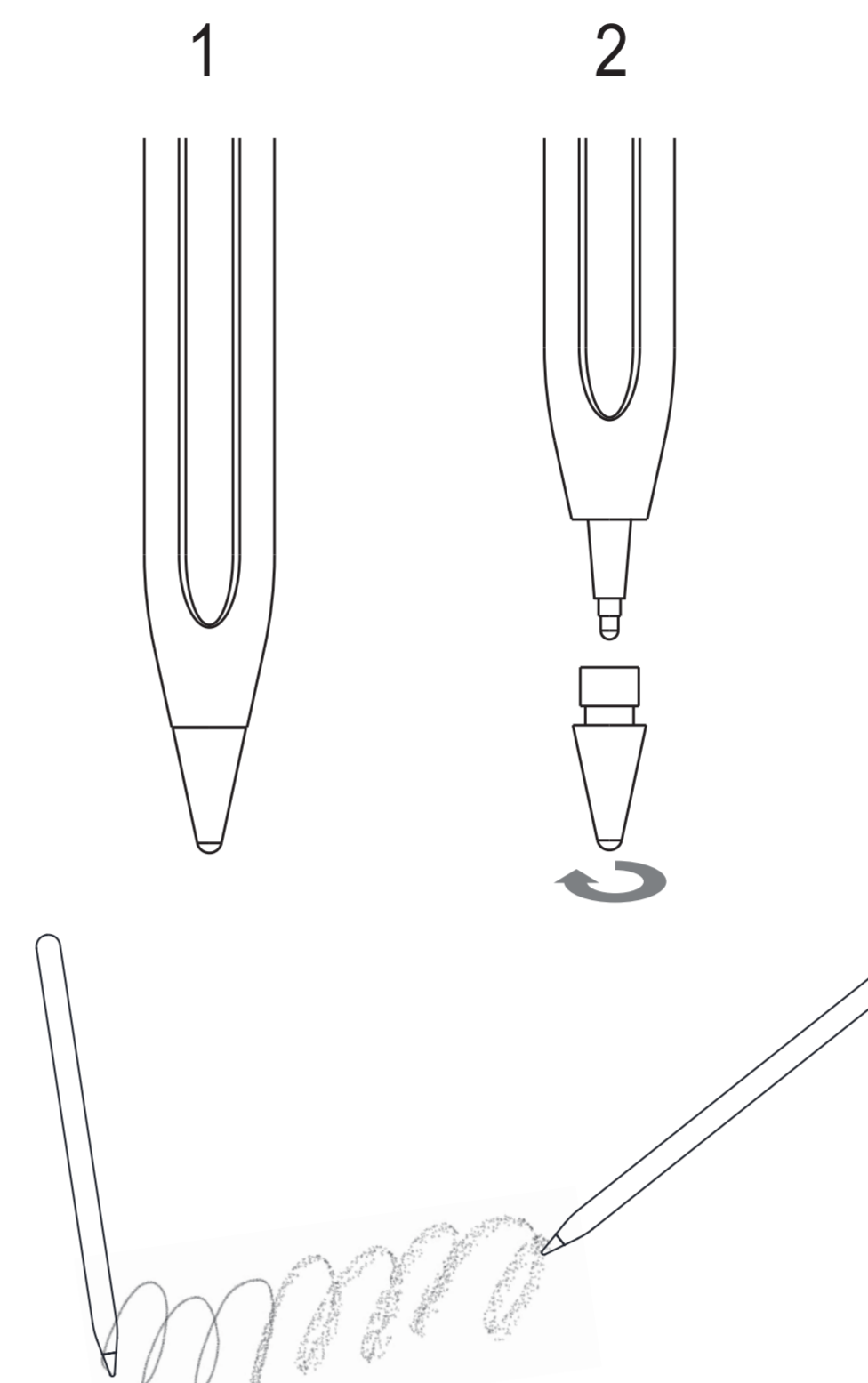
## Indicator Light Explanation

When fully charged, the green light stays on, turns off after 10 seconds



## How to Replace the Spare Nib

As shown in the figure, remove the nib and replace it with a new one



## Tilt Angle Adjustment

\*Please switch to Pencil / Brush / Highlighter to enable tilt function.

## Compatible List

- iPad Pro 13-inch (M4)
- iPad Air 13-inch (M2)
- iPad Pro 12.9-inch (3rd & 4th & 5th & 6th)
- iPad Pro 11-inch (1st & 2nd & 3rd & 4th)
- iPad Pro 11-inch (M4)
- iPad Air 11-inch (M2)
- iPad Air (3rd & 4th & 5th)
- iPad (6th & 7th & 8th & 9th & 10th)
- iPad mini (5th & 6th)

## Note

Only for iPad series after 2018  
 Apple iPad / iPad Pro / iPad Air / iPad mini

## Not support

iPhone / Android / Microsoft  
 Or an iPad version released before 2018

## Package Contents

- eiP Pencil 2 -----x1
- USB-C Charging Cable-----x1
- Replaceable tip -----x1
- Manual QR Code-----x1



## Product Specifications

Model	eiP Pencil 2
Dimensions	165x8.9mm
Battery	150mAh
Charging Method	USB-C Cable
Charging Time	27 Mins
Working Time	15Hrs
Tip Size	1.2mm

Power Saving Mode, Auto sleep for idling after 5 mins

## Reminder

Please unpair your apple pencil before using eiP Pencil 2.